



HILLWOODS SCHOOL



CLASS 1

WINTER BREAK ASSIGNMENT

2021 - 2022

THEME- "ANIMAL KINGDOM"

**GIRAFFES ARE TALL WITH NECKS SO LONG
ELEPHANTS' TRUNKS ARE BIG AND STRONG
ZEBRAS HAVE STRIPES AND CAN GALLOP
AWAY WHILE MONKEYS IN THE TREES DO SWAY.**

Dear Parents

We have compiled a set of sheets and some activities to keep your child engaged in learning activities during the Winter Vacation. The activities are designed to encourage recognition of variety of creatures that share the planet with humans.

Quality time spent in watching television programmes on National Geographic/Animal Planet channels with your child, will help them to complete their work and enhance their knowledge also.

* Pointers

1. Take a print out of the **Maths & EVS** worksheet.
2. All the work should be done on **A4 size coloured pastel sheets**.
3. You may have to guide your child to be creative and encourage neat presentation of work.
4. Make sure that your child submits or upload the home-work in **MICROSOFT TEAMS** by **10th January 21'**.

Wishing you all



ENGLISH

ACTIVITY I

Create a photo frame (6" X 6") using small animals cut-outs as borders.


Material to be used is bright coloured sheets and other relevant decoration material of your choice.

Paste your family picture in the frame.

Paste the frame onto a coloured A4 sized pastel sheet and write 5 -6 sentences below it about your family.




The final presentation will look like this:-



हिन्दी

चेहरे पर चेहरा







1. अपनी पसंद के पालतू या जंगली जानवर का 7"X 7" के मुखौटे का निर्माण करें। चार - पांच पंक्तियों की संबंधित कविता की रचना करें एवं उसे याद करें।
2. प्रत्येक छात्र से कविता कक्षा में सुनी जाएगी।

MATHS

ACTIVITY I



Look at the price tag on the toy and write the break up of Indian currency you will use to buy it. (only coins). The first one has been done for you.


 ₹ 35/-	$₹10 + ₹10 + ₹10 + ₹5 = ₹55$
 ₹ 29/-	
 ₹ 40/-	
 ₹ 65/-	

ACTIVITY II

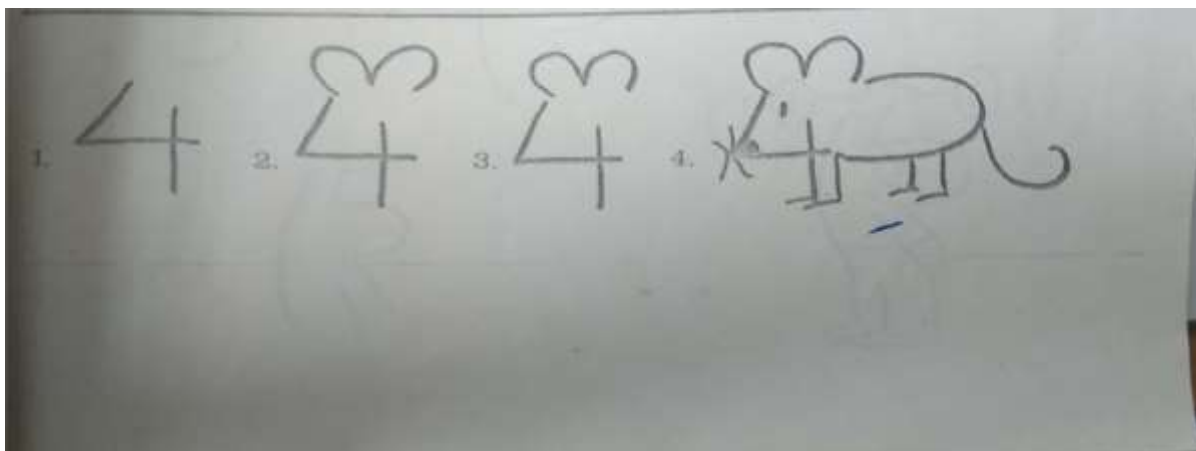
FUN WITH NUMBERS

1. This activity is to be done by the child himself/ herself.
2. Turn any 4 numbers into beautiful animals of size 2"X 2" on a light coloured A4 pastel sheet .
3. Colour the animals neatly.

The following examples may be used for reference:



Here are the steps to be taken to turn number 4 into a Mouse!



EVS



Animals

Write the animals name for each letter.

A for _____

G for _____

R for _____

B for _____

H for _____

S for _____

C for _____

K for _____

T for _____

D for _____

L for _____

W for _____

E for _____

M for _____

Z for _____

F for _____

P for _____

